

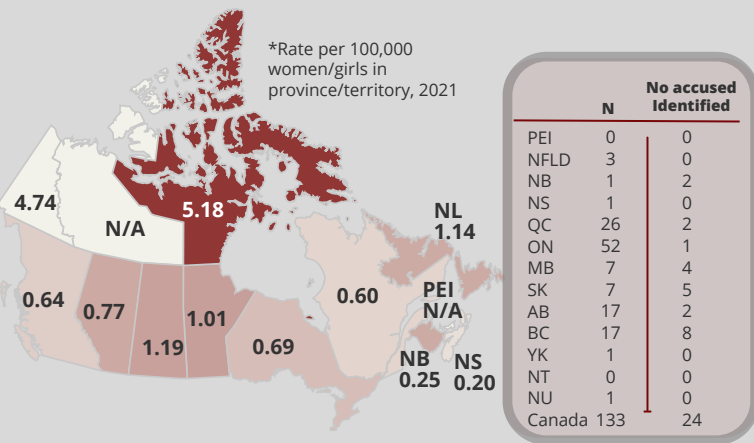


#CallItFemicide 2021 Report

173 Women & Girls Violently Killed in Canada in 2021

When accused was identified (N=149), 133 were male (89%)

Rate and number of women & girls killed involving male accused



Overview

Geographic patterns

NFLD, MB, SK, AB, YK, NU have rates above the national average for killings of women & girls involving male accused; NU and YK having the highest rates.

45% of victims were killed in rural areas/small towns (N=60)

- 33% (N=44) in rural (<10,000 population)
- 12% (N=16) in small towns (10,000-49,000 population)

Situational factors

47% of women/girls were killed in their own home or the home they shared with accused; 23% killed in unspecified residence; 15% killed in public area.

When information known (41%), the most common method of killing was stabbing (45%) followed by shooting (38%)

Age Distribution of the Victims*

Women and Girls Killed | General Population



*Age unknown for 9 victims

Women aged 18-54 overrepresented as victims

Average age of Victims

42 years old

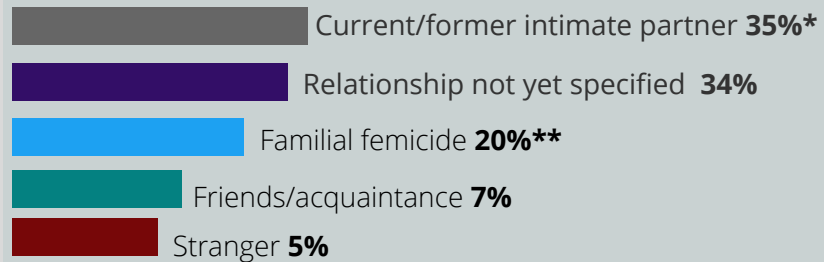
Youngest

< 1 year old

Oldest

97 years old

Victim-Accused Relationship



*22% of which involved a reported history of physical or non-physical violence (N=10)

**69% of which involved accused who were sons of the victims (N=18)

Race/Ethnicity

(Based on information available for 71% of victims)

Indigenous victims
19%

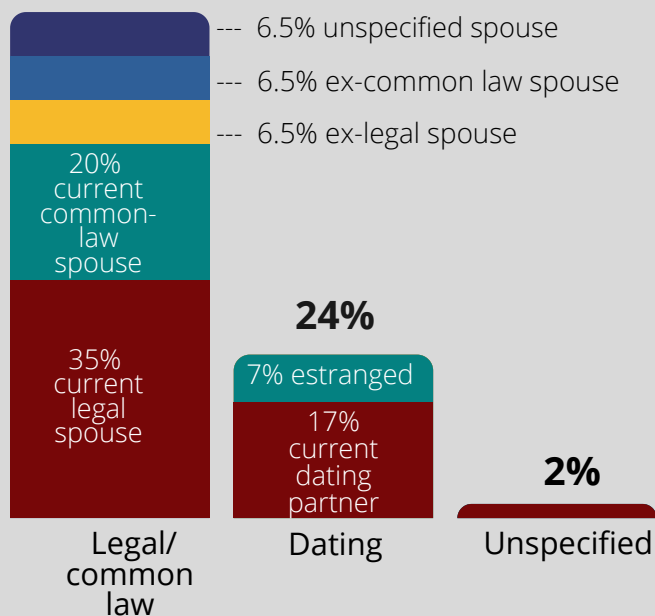
Racialized victims
32%

White victims
50%



Intimate Partner Femicide (N=46)

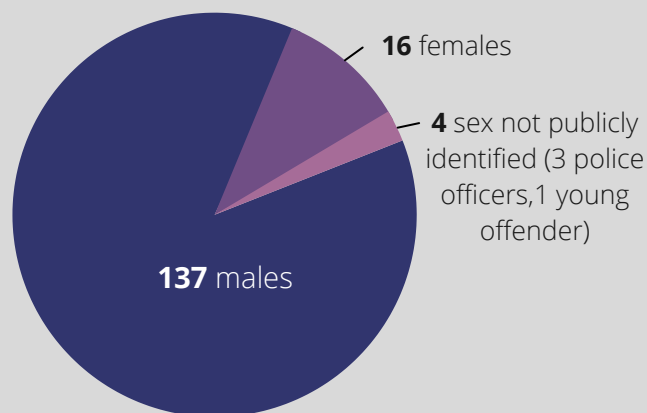
74%



More than 164 children left without a mother

- 4 women were pregnant

157 Total Accused



Focusing on Male Accused Only:

Average age	Youngest	Oldest
37 years old	13 year old	82 years old

Accused Suicide

- 15% of all male accused died by suicide
- 24% of males accused of intimate partner femicide died by suicide

'26% increase in killings of women and girls from 2019 to 2021'

Compared to pre-pandemic year 2019, using number recorded by Dec. 31 each year:

23 more deaths in 2020 (**17% increase**)

36 more deaths in 2021 (**26% increase**)

Number of women and girls violently killed in Canada, 2018-2021

Year	Annual number (as of Dec 31 each year)	Yearly increase in number over time ***	Current Annual Number (as of Feb 28, 2022)
2018	148 *	19	167
2019	137	13	150
2020	160 **	11	171
2021	173	14 ****	187 (projected)

*This includes 11 women killed in the Toronto Van Attack on April 23, 2018.

** This includes 13 women killed in the Nova Scotia Mass Killings on April 18-19, 2020.

*** Numbers increase over time as investigations completed, suspicious deaths become homicide, or new deaths recorded.

**** Projected increase based on average increase over previous three years.