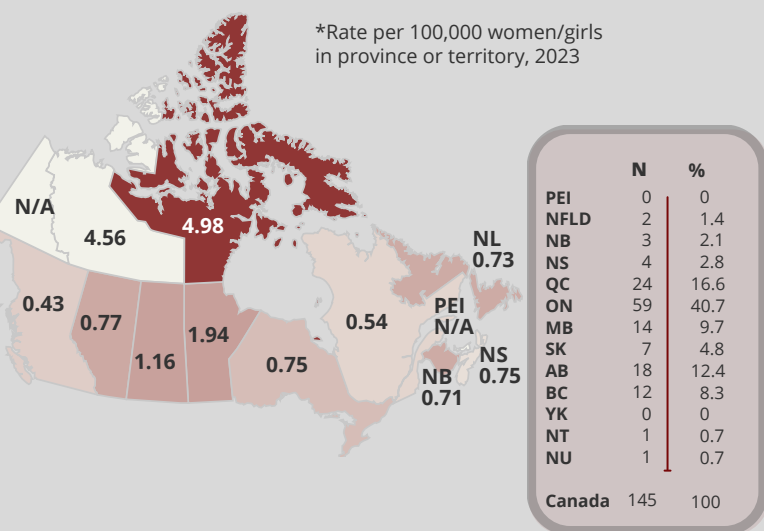




#CallItFemicide 2023 Report

189 women & girls violently killed in Canada in 2023, involving 145 primary or sole male accused (88%)

Rate and number of women & girls killed involving male accused*



Overview

Geographic patterns

- **NU, NT, MB and SK** had the highest rates of killings of women & girls involving male accused.
- **35%** of victims were killed in rural areas/small towns
 - **27%** in rural (<10,000 population)
 - **8%** in small town/cities (10,000-49,000 population)

Situational factors

- **76%** of women/girls were killed in a private location, such as their own home, home of the accused, or the home they shared with the accused; **14%** killed in a public area; **10%** killed in unknown locations.
- When information was known (**50%**), the two most common methods of killing were stabbing (**36%**) and shooting (**32%**).

Age Distribution of the Victims*

Women and Girls Killed | General Population



*Age unknown for 5 victims

Women aged 18 and older overrepresented as victims

Average age of victims

45 years old

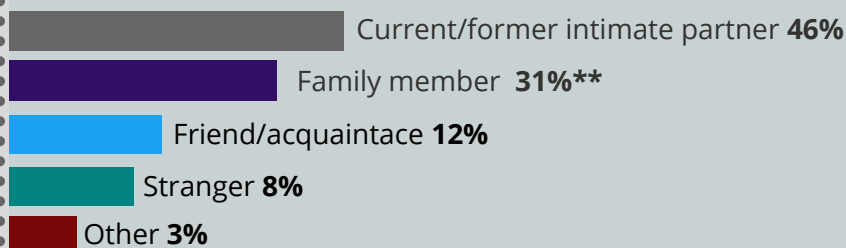
Youngest

< 1 year old

Oldest

90 years old

Victim-Accused Relationship*

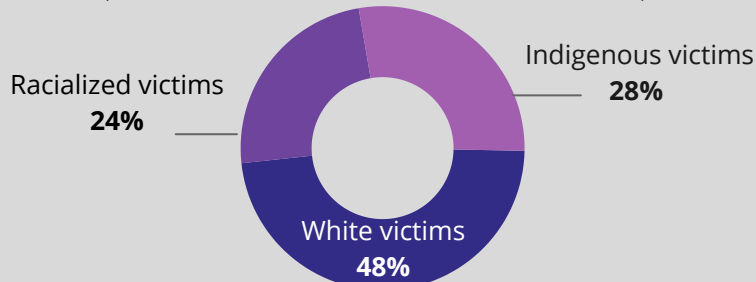


*Relationship not yet specified for **34%** of victims.

****57%** of which involved accused who were sons of the victims.

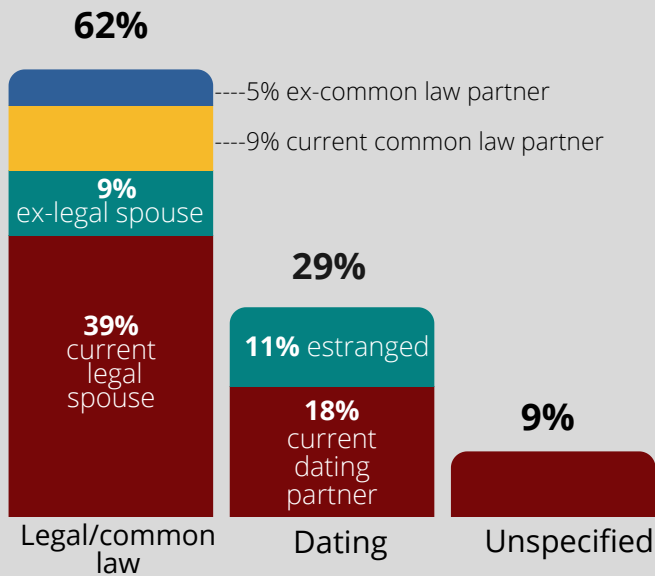
Race/Ethnicity

(Based on information available for **59%** of victims)





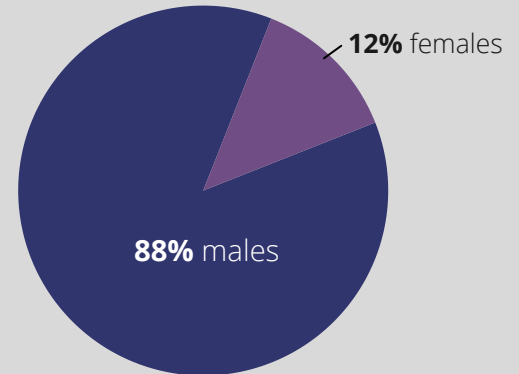
Intimate Partner Femicide



Impacts on Children

- At least **205** children left without a mother
- **2** women killed were pregnant
- **7** children killed alongside their mothers

Primary or sole accused identified



24 cases remain unsolved

Focusing on Male Accused Only:



Accused Suicide

- **12%** of all male accused died by suicide
- **23%** of males accused of intimate partner femicide died by suicide

19% increase in killings of women & girls involving male accused from 2019, pre-pandemic year, to 2023

Total number of women and girls killed violently in Canada, 2018-2023.

Year	Annual number (as of Dec 31 each year)	Yearly increase in number over time *	Current Annual Number (as of Feb 29, 2024)
2018	148	21	169
2019	137	16	153
2020	160	13	173
2021	173	8	181
2022	184	4	188
2023	189	12**	201 (projected)

* Numbers increase over time as investigations are completed, suspicious deaths become homicide, or new deaths are recorded.

** Projected increase based on average increase over previous five years.