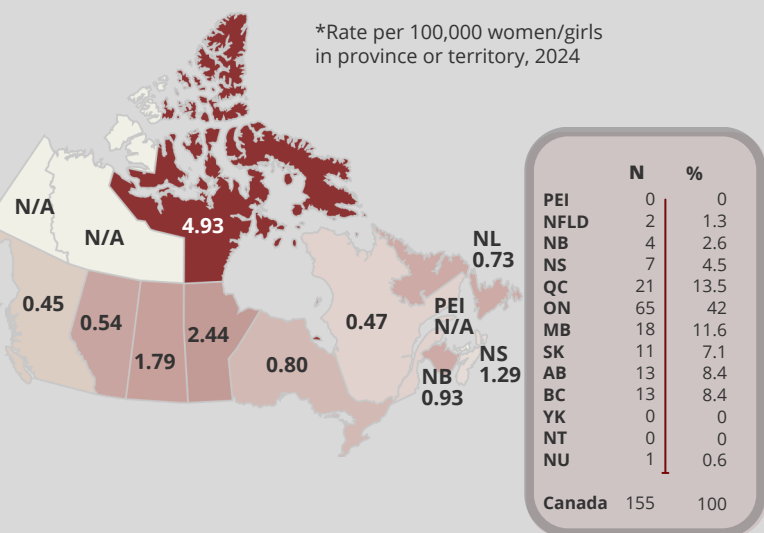




#CallItFemicide 2024 Report

187 women & girls violently killed in Canada in 2024, involving 155 primary or sole male accused (93%) where accused identified (N=167)

Rate and number of women & girls killed involving male accused*



Overview

Geographic patterns

- **NU, MB, SK and NS** had the highest rates of killings of women & girls involving male accused.
- **46%** of victims were killed in rural areas/small towns
 - **25%** in rural (<10,000 population)
 - **21%** in small town/cities (10,000-49,000 population)

Situational factors

- **77%** of women/girls were killed in a private location, such as their own home, home of the accused, or the home they shared with the accused; **14%** killed in a public area; **9%** killed in unknown locations.
- When information was known (**41%**), the two most common methods of killing were stabbing (**51%**) and shooting (**33%**).

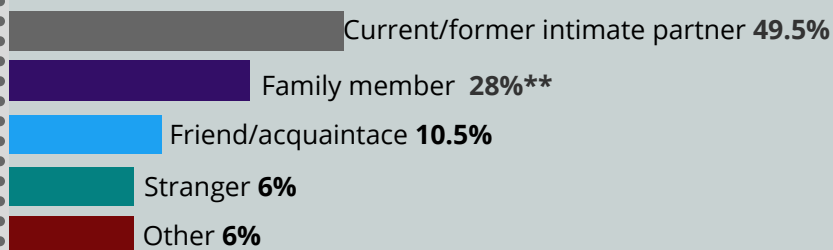
Age Distribution of the Victims*

Women and Girls Killed | General Population



*Age unknown for 16 victims

Victim-Accused Relationship*



*Relationship not yet specified for **34%** of victims.

****55%** of which involved accused who were sons of the victims.

Women aged 18 and older overrepresented as victims

Average age of victims

41 years old

Youngest

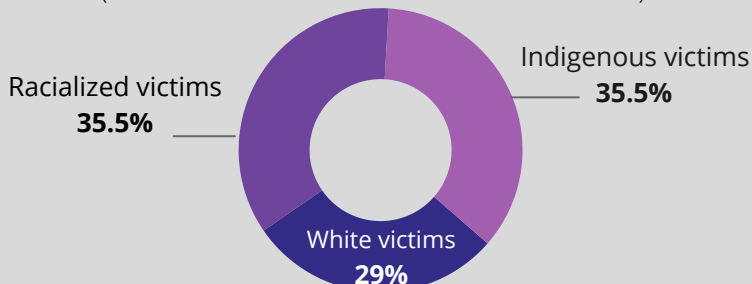
< 1 year old

Oldest

86 years old

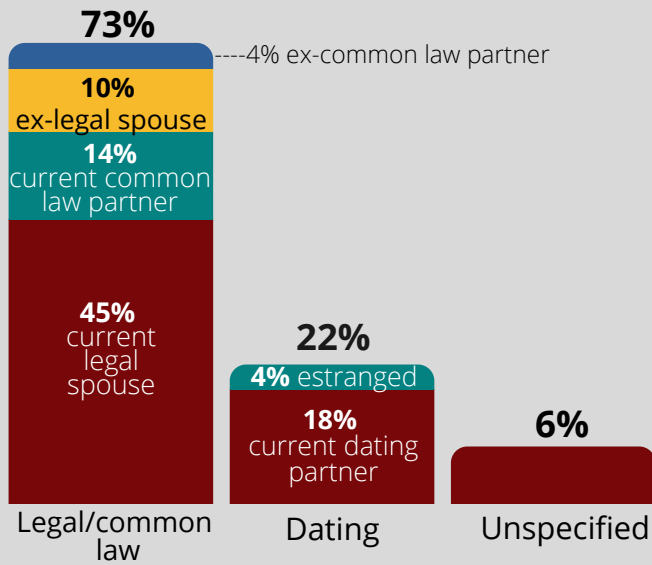
Race/Ethnicity

(Based on information available for **29%** of victims)





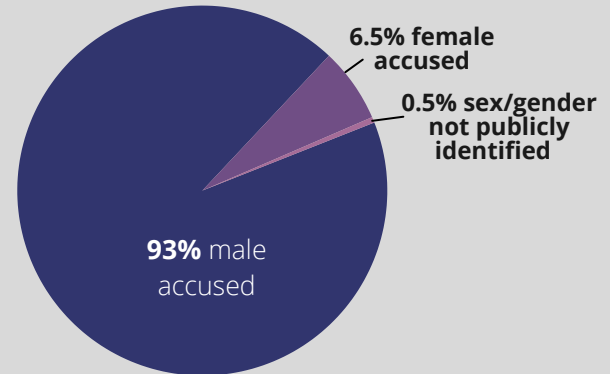
Intimate Partner Femicide Victims



Impacts on Children

- At least **154** children left without a mother
- **2** women killed were pregnant
- **10** children killed alongside their mothers

Primary or sole accused identified



20 cases remain unsolved

Focusing on male accused only:



Accused Suicide

- **17%** of all male accused died by suicide
- **31%** of males accused of intimate partner femicide died by suicide

26% increase in killings of women & girls involving male accused from 2019, pre-pandemic year, to 2024

Total number of women and girls killed violently in Canada, 2018-2024.

Year	Annual number (as of Dec. 31 each year)	Yearly increase in number over time *	Current Annual Number (as of January 24, 2024)
2018	148	21	169
2019	137	16	153
2020	160	13	173
2021	173	8	181
2022	184	7	191
2023	189	4	193
2024	187	12**	199 (projected)

* Numbers increase over time as investigations are completed, suspicious deaths become homicide, or new deaths are recorded.

** Projected increase based on average increase over previous six years.